


First  
Grade  
Here  
I come




Summer Fun Review

Name: \_\_\_\_\_

# On My Way to 1st Grade!

## June Reading Log




Color in a shell for every 20 minutes you read per day. Can you build a sand castle?



# On My Way to 1st Grade!

## JULY Reading Log

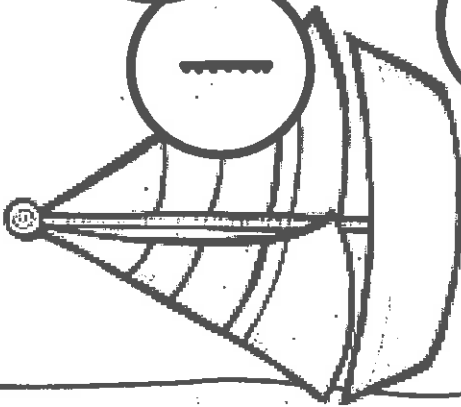
Color in a shovel for every 20 minutes you read per day. Can you build a sand castle?



# On My Way to 1st Grade!

## AUGUST Reading Log

Color in a bubble for every 20 minutes you read per day. Can you get the boat to the water?



A path of 31 numbered bubbles leading from the sailboat to the finish line. The bubbles are arranged in a winding line, starting with bubble 1 at the sailboat and ending with bubble 31 at the finish line. The numbers in the bubbles are: 1, 2, 3, 4, 5, 6, 7, 8, 9, 10, 11, 12, 13, 14, 15, 16, 17, 18, 19, 20, 21, 22, 23, 24, 25, 26, 27, 28, 29, 30, 31.

finish

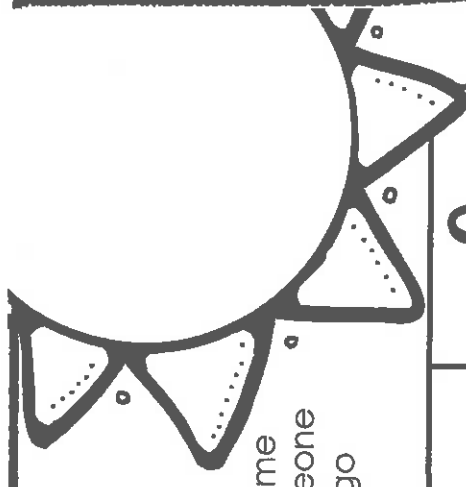
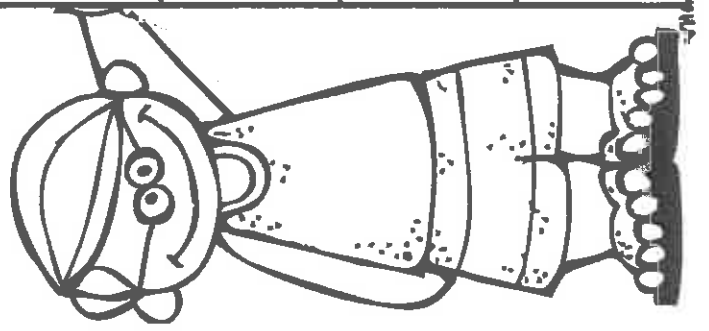
60 minutes!

# Sight Word Summer Bingo

Name: \_\_\_\_\_

Choose a different sight word and write it in the bingo spaces below. Select the same flash cards as the words you wrote on your bingo board plus 15-20 more. Have someone call out the words. Mark your bingo board when you have a match. Call out bingo when you have five across, diagonally or up and down.


B	I	N	G	O



Name: \_\_\_\_\_

# Long Versus Short Vowel Sounds




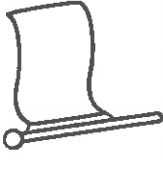





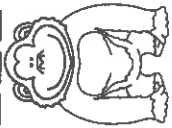



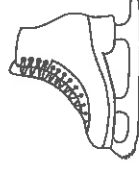
Sort the long 'a' words and the short 'a' words by cutting and gluing them in the correct box.



Short 'a' words

Long 'a' words




Name: \_\_\_\_\_


# Long Versus Short Vowel Sounds







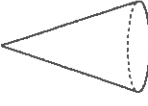


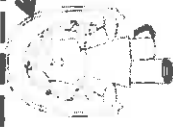


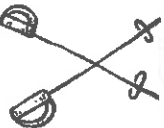
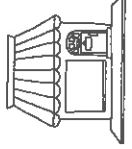


Sort the long 'o' words and the short 'o' words by cutting and gluing them in the correct box.



Short 'o' Words

Long 'o' Words

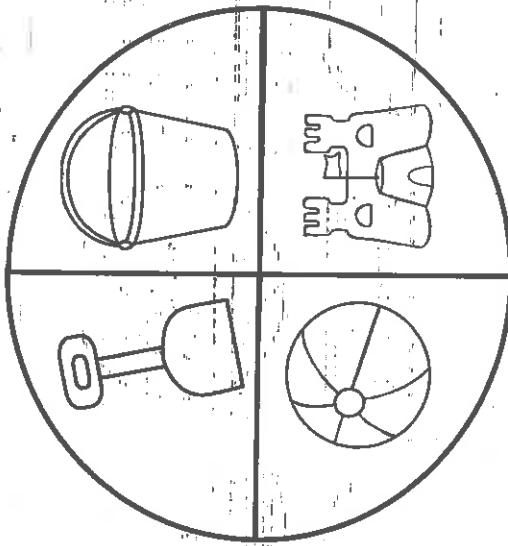
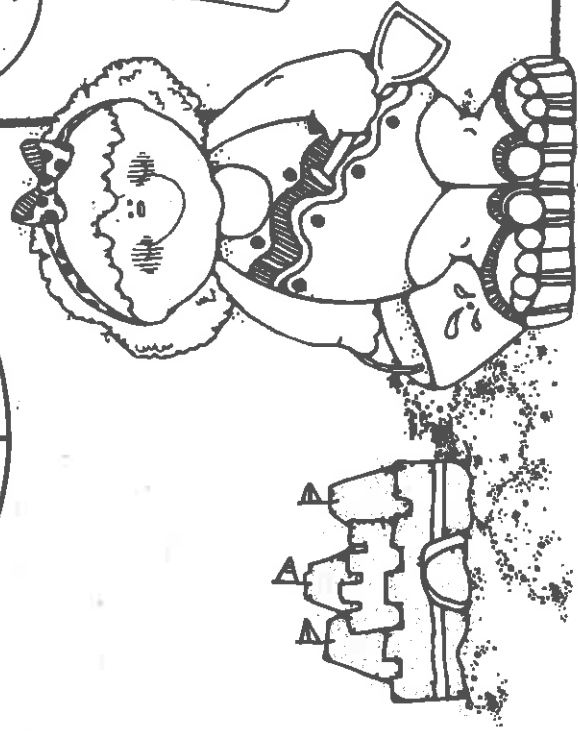


Name: \_\_\_\_\_ Summer Spin it, Say it, Color it

pre-primer

Use a paperclip and pencil to spin the spinner. Read a word on a matching object. Keep spinning and reading until all your words are colored. —

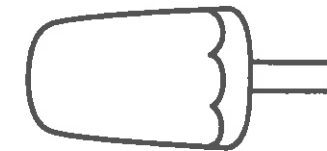
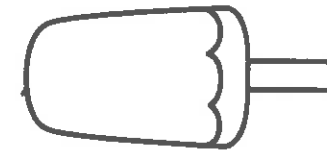
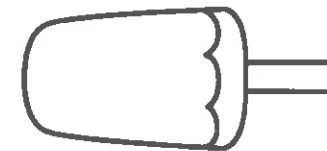
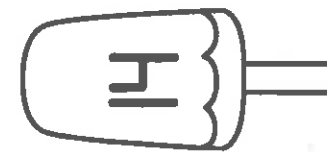
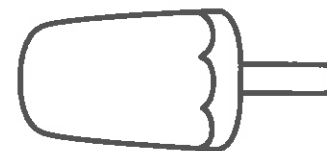
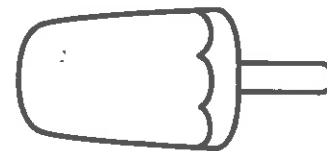
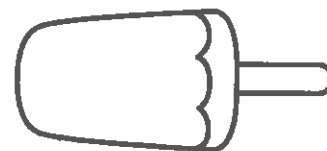
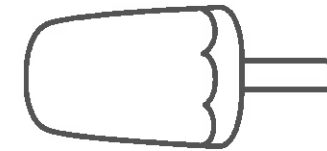
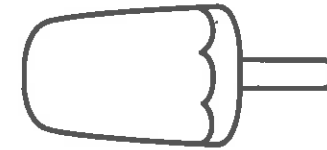
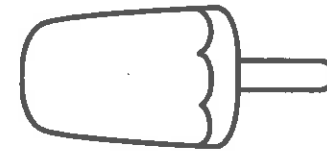
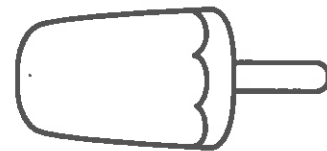
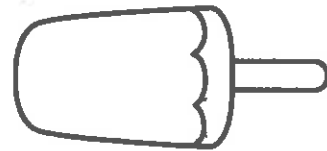
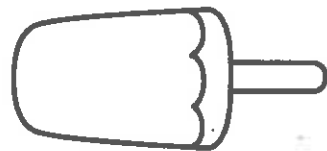
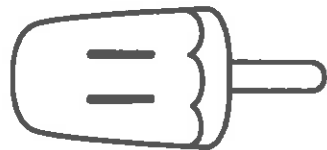
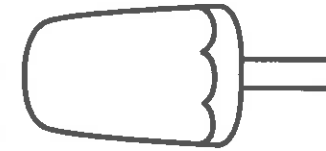
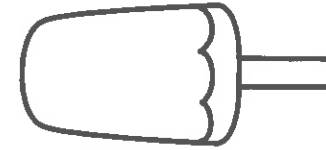
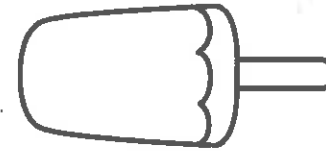
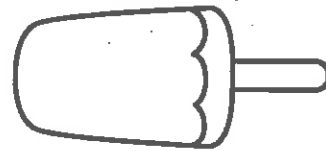
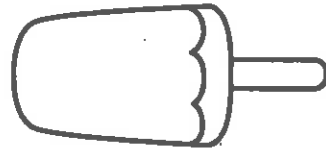
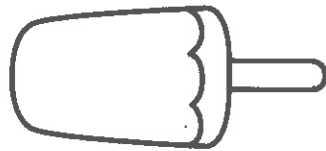
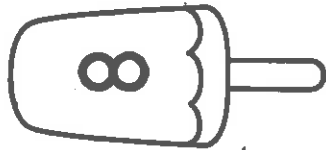





Name: \_\_\_\_\_

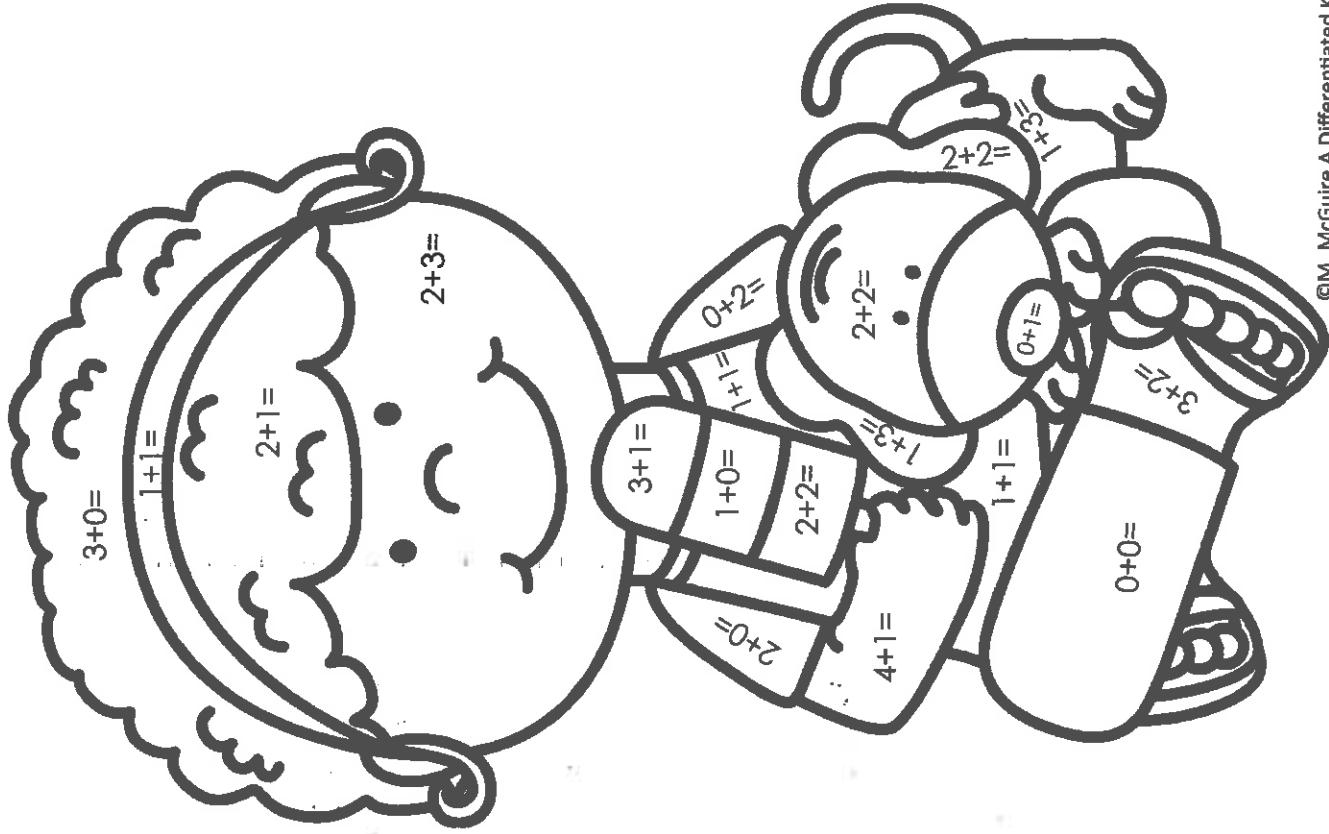
# PLACE YOUR ICE CREAM (NUMBER) ORDER!

Read the number on the ice cream and count on. Write the numbers that come after.





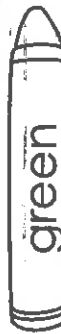



# Adding Up Sweet Summer Treats

Name: \_\_\_\_\_



Solve the addition problems written in the picture. Use the color key and your answers to color the picture.



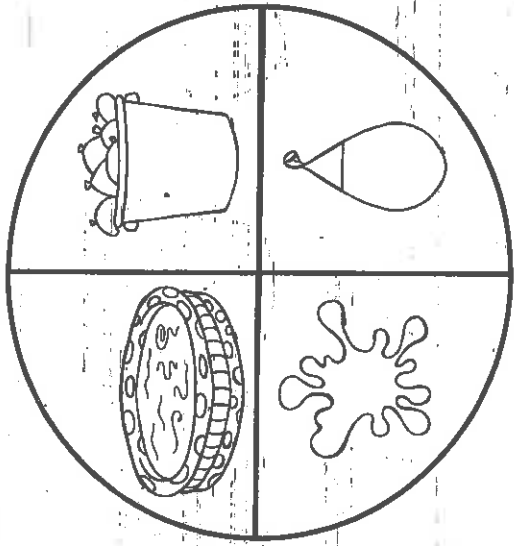
## Color Answer Key

- 0 =  blue
- 1 =  pink
- 2 =  green
- 3 =  orange
- 4 =  brown
- 5 =  tan

# Summer Spin it, Say it, Color it

Name: \_\_\_\_\_  
 primer

Use a paperclip and pencil to spin the spinner. Read a word on a matching object. Keep spinning and reading until all your words are colored.



# Underwater Color By Sight Word

Name: \_\_\_\_\_

Use the key below to color the picture by sight words. Make sure you say the word as you color each part of the picture.

## Color Answer Key

come = 

here = 


said = 

where = 

look = 

little = 

play = 




# SUMMER FUN SUBTRACTION


Name: \_\_\_\_\_

Subtraction from 5

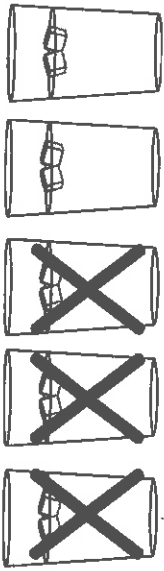
Look at the pictures in each box. Cut and glue the subtraction problem that matches the picture below.




5 - 3 = 2



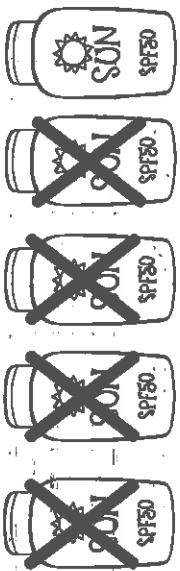
5 - 2 = 3



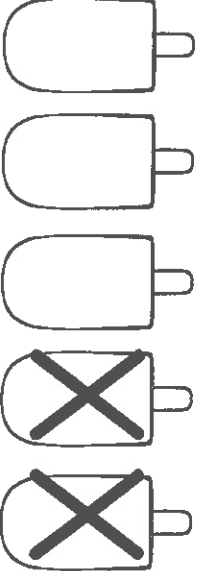
5 - 2 = 3



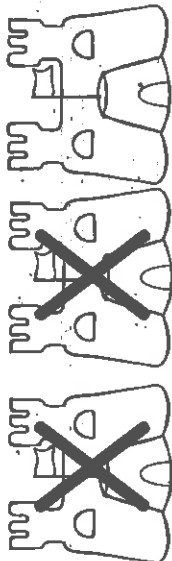
5 - 2 = 3



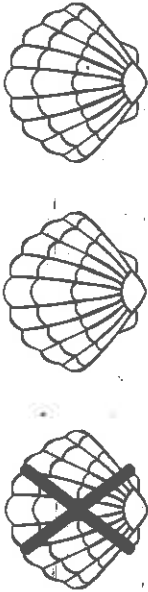
5 - 3 = 2



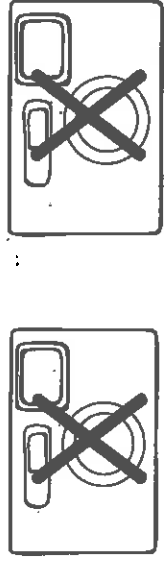
5 - 2 = 3



5 - 2 = 3



3 - 1 = 2



2 - 2 = 0

2 - 2 = 0

4 - 3 = 1

4 - 2 = 2

3 - 1 = 2

3 - 3 = 0

5 - 4 = 1

3 - 2 = 1

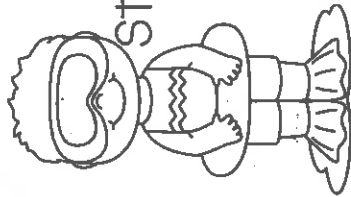
5 - 3 = 2

5 - 2 = 3

# The A-mazing Race to the Pool

Name: \_\_\_\_\_

Help the boy find his way to the pool by counting by 5. Color in or bingo dot all the flippers along the way to find the path.



Start

A grid of 40 flipper-shaped cards arranged in 4 rows and 10 columns. Each card contains a number. The numbers in each row are:

- Row 1: 5, 10, 15, 20, 10, 85, 60, 70, 45, 15, 30, 15
- Row 2: 10, 20, 50, 25, 90, 20, 30, 60, 55, 35, 25, 80
- Row 3: 35, 30, 25, 40, 65, 70, 75, 80, 85, 90, 95, 100
- Row 4: 40, 45, 80, 45, 60, 45, 15, 35, 50, 15, 50, 15






You did it!

Counting by 5s to 100

# Funny Sunny Rhymes

Cut and glue the pictures to the matching  
sunglass lens rhyme.

Name: \_\_\_\_\_












# Adding Up Sweet Summer Treats

Name: \_\_\_\_\_

Solve the addition problems written in the picture. Use the color key and your answers to color the picture.

## Color Answer Key

- 3 =  purple
- 4 =  red
- 5 =  yellow
- 6 =  blue
- 7 =  pink
- 8 =  brown
- 9 =  orange
- 10 =  tan

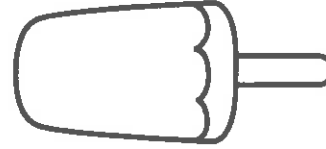

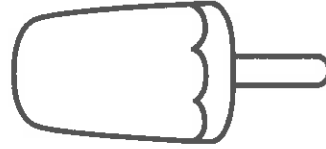

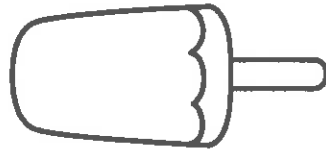
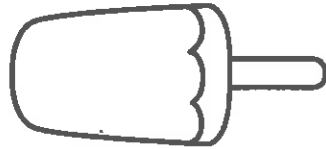
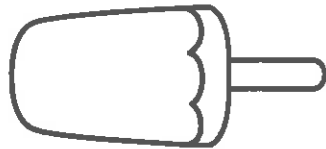
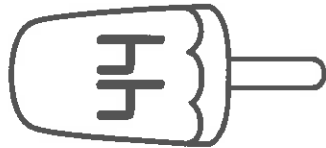
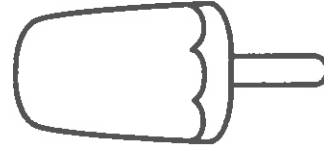
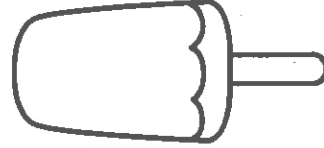
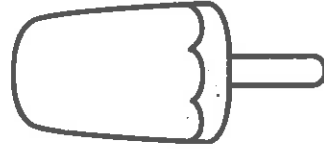
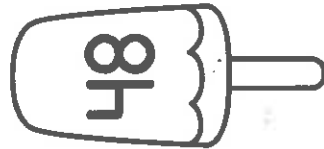
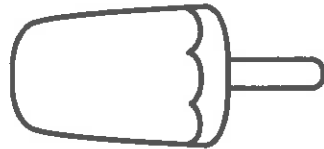
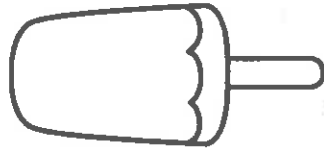
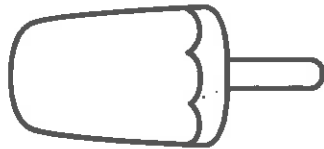

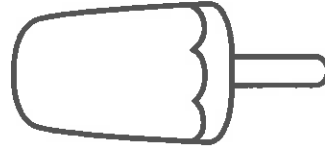
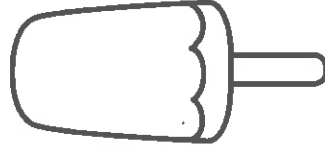
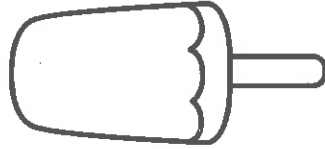
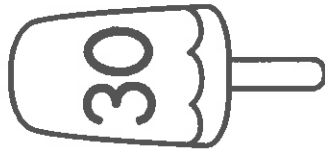
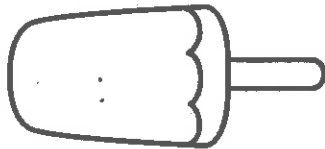
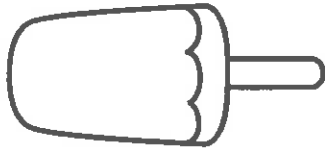
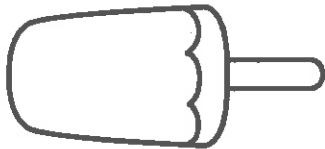




Name: \_\_\_\_\_

# PLACE YOUR ICE CREAM (NUMBER) ORDER!

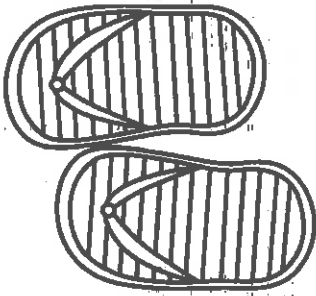
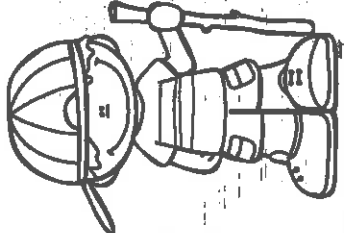
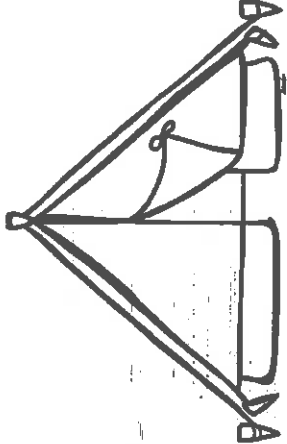

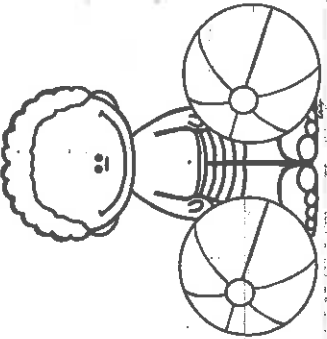



Read the number on the ice cream and count on. Write the numbers that come after.



# Summer Sentences

Name: \_\_\_\_\_

Cut and paste the sentence to match the picture. Color the pictures if needed.

 <p>Give Answer Here</p>	 <p>Give Answer Here</p>	 <p>Give Answer Here</p>	 <p>Give Answer Here</p>
 <p>Give Answer Here</p>	 <p>Give Answer Here</p>	 <p>Give Answer Here</p>	 <p>Give Answer Here</p>

The girl can swim.  
I can see the yellow sun.

His sleeping bag is red.  
He has an orange cap.


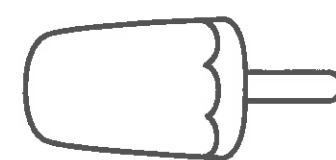
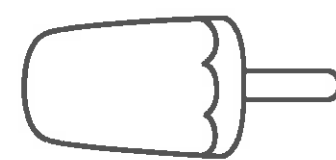

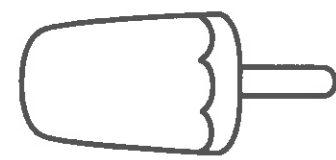
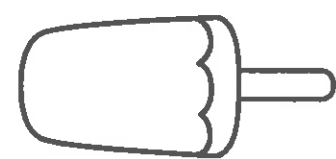
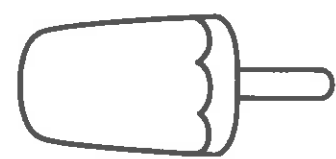
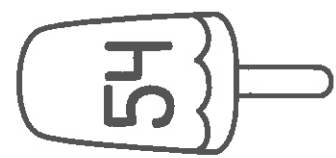
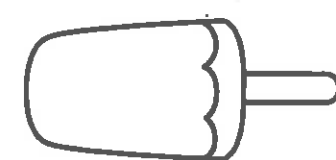
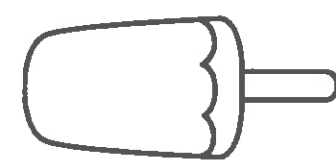
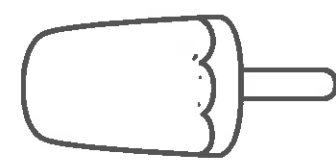

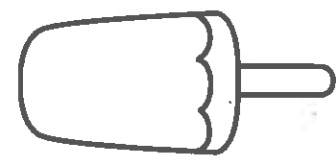
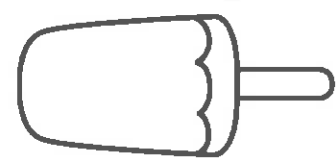
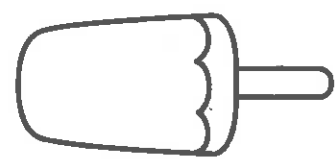
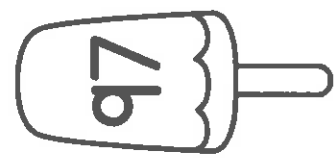
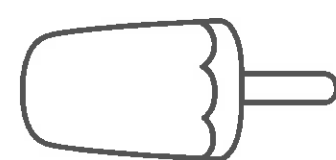
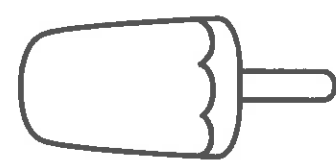
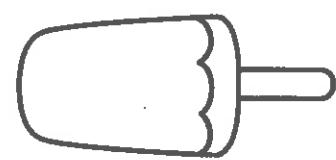
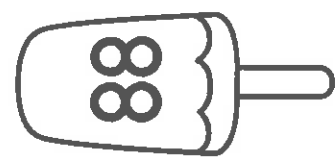
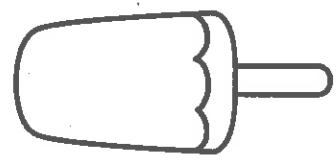
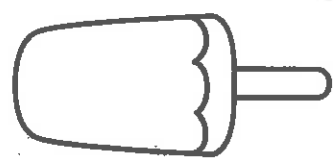
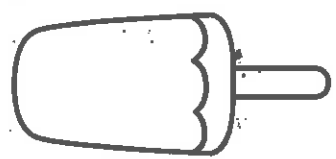

My flip flops are pink and green.  
He has two beach balls that are blue.

Will you be in the brown tent?  
He got the girl wet.

Name: \_\_\_\_\_

# PLACE YOUR ICE CREAM (NUMBER) ORDER!

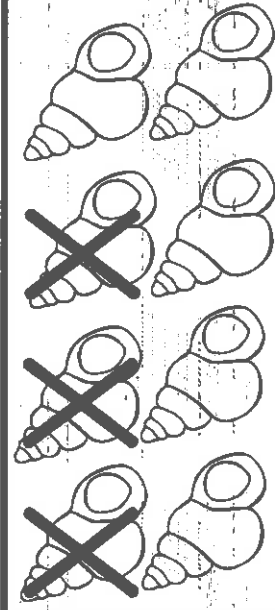
Read the number on the ice cream and count on. Write the numbers that come after.



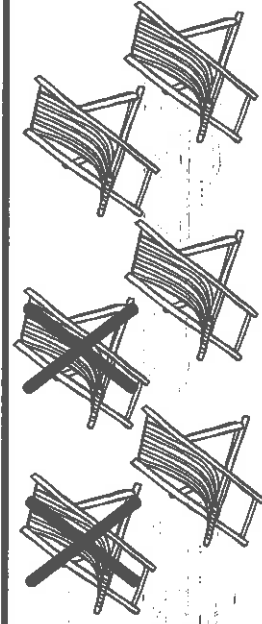
# Subtracting Summer Fun

Name: \_\_\_\_\_

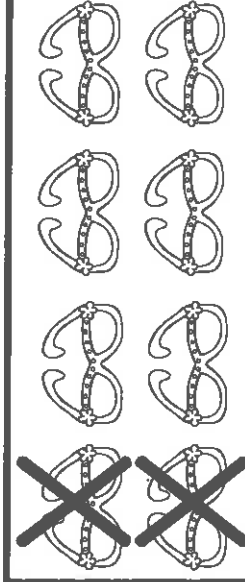
Look at the items in each box. Write a subtraction equation that matches the picture.




$$\underline{\quad} - \underline{\quad} = \underline{\quad}$$



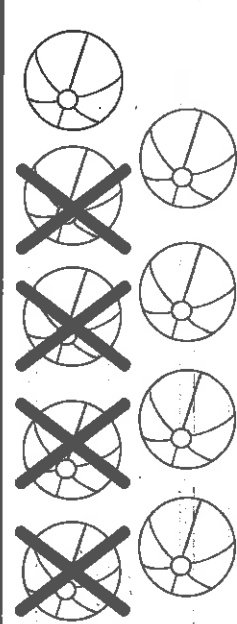
$$\underline{\quad} - \underline{\quad} = \underline{\quad}$$



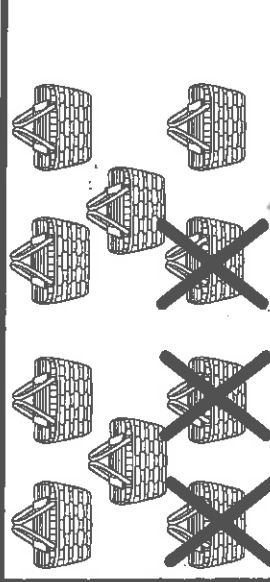
$$\underline{\quad} - \underline{\quad} = \underline{\quad}$$



$$\underline{\quad} - \underline{\quad} = \underline{\quad}$$



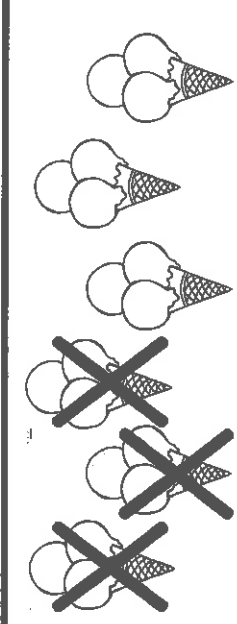
$$\underline{\quad} - \underline{\quad} = \underline{\quad}$$




$$\underline{\quad} - \underline{\quad} = \underline{\quad}$$



$$\underline{\quad} - \underline{\quad} = \underline{\quad}$$



$$\underline{\quad} - \underline{\quad} = \underline{\quad}$$



$$\underline{\quad} - \underline{\quad} = \underline{\quad}$$